



SSMID District and Main Street Fort Dodge Fencing Grant Policy

In 2010 SSMID established a policy for a cost share program for fencing/landscaping projects in the downtown. The policy supports the Downtown Plan to “Enhance the Image of the Downtown,” and stemmed from the desire to mitigate the aesthetic impact of vacant properties or buildings whose structures are set back away from the front property line, to create an attractive pedestrian character. The policy allows for SSMID to fund up to 75% of a fence purchase/installation, with a maximum of \$5,000 from SSMID funds.

- Cost share for fencing/landscaping projects will include fencing materials and installation.
- Site preparations, clearing, and the like will often be viewed as the owner’s responsibility.
- Projects will be funded up to 75%, with a maximum of \$5,000 from SSMID funds.
- Additional project components will not be used in calculating the cost share for fencing/landscaping.
- Priority goes to projects that are adjacent to existing public right of way.
- Projects in other locations may be funded at the Board’s discretion. (They may not be funded, or they could be subject to a greater percentage cost share from the owner/ applicant.)

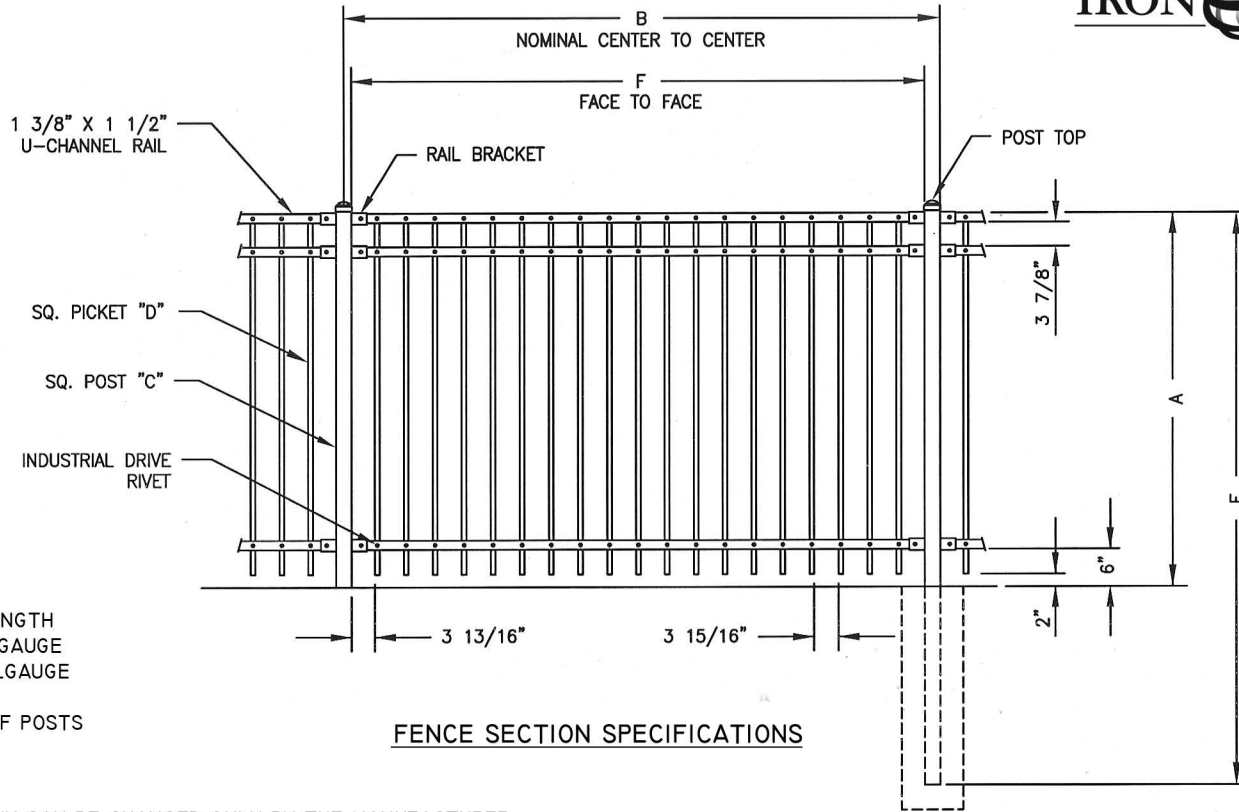
The SSMID Board may deviate from the policies above if the proposed project is exceptional. Exceptional projects may include the following: 1) a high-profile site (one that is highly visible, one that is a key development including a project that implements the 2008 Downtown Plan, or other reasons as cited by SSMID), 2) a large project scope (over \$15,000) or 3) other instances as seen fit by SSMID.

The above policy shall apply only to any easement work. It will not apply to projects occurring in public rights of way.

- Fencing specs – Majestic from Midwest Fence & Gate or Aberdeen from Iron World, or obtain quotes from - American Fence, All Star Fence.

Contact Mary Green-Warnstadt for more information - director@mainstreetfd.org





NOM HEIGHT (A)	
3' - 0"	
3' - 6"	
4' - 0"	
5' - 0"	
6' - 0"	
7' - 0"	
8' - 0"	

B _____" NOM SECTION LENGTH
 C _____" POST SIZE; _____ GAUGE
 D _____" PICKET SIZE; _____ GAUGE
 E _____" POST LENGTH
 F _____" FACE TO FACE OF POSTS

FENCE SECTION SPECIFICATIONS

NOTES

- SPECIFICATIONS SHOWN CAN BE CHANGED ONLY BY THE MANUFACTURER.
- FOOTING WIDTH TO BE (4)X POST WIDTH.
- FENCE SECTIONS USING 3/4" PICKETS WILL TOTAL 19 PICKETS PER SECTION.
FENCE SECTIONS USING 1" PICKETS WILL TOTAL 18 PICKETS PER SECTION.

SUBMITTED BY:	SUBMITTED TO:	ABERDEEN 3 RAIL 8' SECTION - 3/4" OR 1" PICKETS		CONTRACTOR	IRONWORLDFENCING.COM
		JOB/PROJECT	ARCHITECT	DWG NO.	
			ENGINEER	IWF 1002	

MIDWEST FENCE & GATE COMPANY

COMMERCIAL ORNAMENTAL FENCING

CLASSIC



Classic style features extended pickets that culminate to an arrow-pointed spear capture the beautiful look of old style wrought iron fencing. Single, double and arched walk gates that perfectly match this fence style are also available. 2-rail or 3-rail panels in 3', 3½', 4', 5' or 6' heights, with a standard or flush bottom rail.

MAJESTIC



Majestic's flush top rail projects a clean, streamlined look that make it on of the most popular styles. Single, double and arched walk gates that perfectly match this fence style are available as well. 2-rail or 3-rail panels in 3', 3½', 4', 5' or 6' heights, with a standard or flush bottom rail.

GENESIS




Genesis style's extended flat-topped pickets server as a foundation for you choice of accent finials providing a customized design. Single, double and arched walk gates that perfectly match this fence style are available as well. 2-rail or 3-rail panels in 3', 3½', 4', 5' or 6' heights, with a standard or flush bottom rail.

WARRIOR




Alternating picket heights coupled with each picket culminating into an arrow-pointed spear, give the Warrior style a distinctive look that is a hallmark of wrought iron fencing. Single and double swing gates that perfectly match this fence style are also available. 2-rail or 3-rail panels in 3', 3½', 4', 5' or 6' heights, with a standard or flush bottom rail.

FINIALS & ADORNMENTS



Quad Flare *Triad* *Royalty* *Ball Cap*



Serpentine Scroll *Butterfly Scroll* *Double Rings*

COLORS




Black



Bronze

GATES



For the perfect finishing touch to your project, we offer several gate options to compliment any installation. Single arched swing gates, traditional single swing and double swing gates are crafted with fully welded construction for years of durability. Fabricated with the same components as the fence panels these gates provide a seamless transition from ornamental fence to decorative gate. A variety of double swing arched gates, estate gates, cantilever, and roll gates are also available to accent any entry.

sales@midwestfenceandgate.com

(800)267-1174

www.midwestfenceandgate.com